

**THE FASTEST, EASIEST & CHEAPEST  
WAY TO MOVE EQUIPMENT**



# MULTI-CART®

**PROFESSIONAL 8-IN-1 EQUIPMENT TRANSPORTERS**  
INSTANTLY TRANSFORMS INTO 8 DIFFERENT CONFIGURATIONS



**MULTI-CART® 8-IN-1 EQUIPMENT TRANSPORTERS**

NOW EQUIPPED WITH R-TRAC WHEELS & BRAKES  
IMPROVED, 10% LIGHTER, AND EVEN MORE EFFICIENT!

The critically acclaimed Multi-Cart® 8-In-1 Equipment Transporters vastly reduce time and effort moving equipment. The patented design instantly transforms into any of 8 configurations to fit any equipment size or shape replacing the need for 8 different carts. Multi-Carts® quickly and ergonomically move huge amounts of gear yet fold small for storage. So innovative they are even featured in college engineering textbooks for outstanding design. Custom-designed R-Trac no-flat wheels feature pneumatic tire like cushion ride, low rolling resistance, high strength polymer hub, extremely light weight, and no-flat capability. The new Multi-Carts® are 10% lighter in weight making them even more maneuverable and efficient. Strong steel tube frames with tough textured finish to resist load slippage. Pre-punched holes in foldable sides allow optional accessory attachments.

CARTS

R2RT (Micro)  
Multi-Cart® R2RT 8-In-1 Equipment Transporter

Powder coated steel tube frame telescopes from 26"-39" in length with 25"/20" (front/rear) foldable sides. 6" x 1.5" R-Trac no-flat rear wheels and 4" x 1" front swivel casters with brake. **Load cap.: 350 lbs. / 25 cu. ft.** Wt: 15.4 lbs. **MSRP \$139.99**

R6RT (Mini)  
Multi-Cart® R6RT 8-In-1 Equipment Transporter

Powder coated steel tube frame telescopes from 28"-42.5" in length with 24" foldable sides. 8" x 2" R-Trac no-flat rear wheels and 4" x 1" front swivel casters with brake. **Load cap.: 500 lbs. / 27 cu. ft.** Wt: 22 lbs. **MSRP \$189.99**

R8RT (Mid)  
Multi-Cart® R8RT 8-In-1 Equipment Transporter

Powder coated steel tube frame telescopes from 35"-52" in length with 24" foldable sides. 8" x 2" R-Trac no-flat rear wheels and 5" x 1.25" front swivel casters with brake. **Load cap.: 500 lbs. / 32 cu. ft.** Wt: 27.7 lbs. **MSRP \$219.99**

R10RT (Max)  
Multi-Cart® R10RT 8-In-1 Equipment Transporter

Powder coated steel tube frame telescopes from 34"-52" in length with 24" foldable sides. 10" x 3" R-Trac no-flat rear wheels and 5" x 1.25" front swivel casters with brake. **Load cap.: 500 lbs. / 32 cu. ft.** Wt: 30 lbs. **MSRP \$239.99**

R12 (All-Terrain)  
Multi-Cart® R12RT 8-In-1 Equipment Transporter


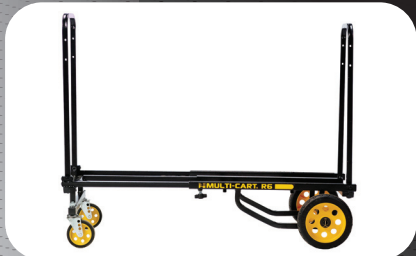
Powder coated steel tube frame telescopes from 34"-52" in length with 32" foldable sides. 10" x 3" R-Trac no-flat rear wheels and 8" x 2" patented R-Trac no-flat swivel casters with brake. **Load cap.: 500 lbs. / 32 cu. ft.** Wt: 36 lbs. **MSRP \$319.99**

R14 (Mega)  
Multi-Cart® R14RT 8-In-1 Equipment Transporter

Powder coated steel tube frame telescopes from 42"-60" in length with 32"/20" (front/rear) foldable sides. 10" x 3" R-Trac no-flat rear wheels and 6" x 1.5" soft tread swivel casters with brake. **Load cap.: 700 lbs. / 41 cu. ft.** Wt: 36 lbs. **MSRP \$299.99**













RMHT (Mini Handtruck)  
Multi-Cart® RMHT Mini Handtruck

Features long 18" nose to ergonomically lifts bulky equipment but folds to a small size. 6" x 1.5" R-Trac lightweight no-flat wheels. Non-skid surface on frame resists cargo slipping. Stair climbers ease loads over curbs. Sturdy tubular steel frame with textured powder coat paint resists chips and scratches. Dimensions: LxWxD: 24" x 14.5" x 6.75" (folded). 39" x 14.5" x 24.75" (expanded) Weight: 9.6 lb. **Load Capacity: 200 lbs.** **MSRP \$99.99**















PARTS & ACCESSORIES

PARTS:

	<b>R4CSTR/Y/B (Multi-Cart® 4" Caster w/Brake)</b> 4" x 1"caster w/brake (1/2"-13 threaded stem). Polymer hub bonded to soft TPR tread. Yellow. <b>MSRP \$12.95</b>
	<b>R5CSTR/Y/B (Multi-Cart® 5" Caster w/Brake)</b> 5" G-Force caster w/ brake (1/2"-13 threaded stem). Polymer hub bonded to soft TPR tread. Yellow. <b>MSRP \$12.95</b>
	<b>R6CSTR/Y/B (Multi-Cart® 6" Caster w/Brake)</b> 6" x 1.5" soft tread caster w/ brake (1/2"-13 threaded stem). Polymer hub bonded to soft TPR tread. Yellow. <b>MSRP \$24.95</b>
	<b>R8CSTR/RT (Multi-Cart® 8" R-Trac Caster w/Brake)</b> Patented R12 caster with 8" x 2" R-Trac no flat wheel. 50% lighter than standard pneumatic casters. Low rolling resistance, soft cushion ride like pneumatics, but no flat tires. <b>MSRP \$29.95</b>
	<b>R6WHL/RT/O (Multi-Cart® 6" R-Trac Offset Wheel)</b> 6" x 1.5" R-Trac offset no-flat wheel combines advantages of pneumatic and solid wheels. 30% lighter than typical wheels with soft cushion ride, low rolling resistance, high-strength polymer hub, and no flat tires. Fits R2's with 16mm tube axel. <b>MSRP \$12.95</b>
	<b>R8WHL/RT/O (Multi-Cart® 8" R-Trac Offset Wheel)</b> 8" x 2" offset R-Trac no-flat wheel combines the advantages of pneumatic and solid wheels. 30% lighter than even pneumatic wheels and features soft cushion ride, low rolling resistance, high-strength polymer hub, and no flat tire. <b>MSRP \$19.95</b>
	<b>R8WHL/RT/S (Multi-Cart® 8" R-Trac Caster Wheel)</b> 8" x 2" symmetrical R-Trac no-flat wheel combines advantages of pneumatic and solid wheels. 30% lighter than even pneumatic wheels and features soft cushion ride, low rolling resistance, high-strength polymer hub, and no flat tire. Fits R12 caster. <b>MSRP \$19.95</b>
	<b>R10WHL/RT (Multi-Cart® 10" R-Trac Offset Wheel)</b> 10" x 3" offset R-Trac no-flat wheel combines advantages of pneumatic and solid wheels. 30% lighter than typical wheels with soft cushion ride, low rolling resistance, high-strength polymer hub, and no flat tire. <b>MSRP \$24.95</b>
	<b>RPLGS25 (1"), RPLGS20 (3/4") - Plastic Endplugs</b> Individual replacement endplugs. 1" (25mm) or 3/4" (20mm). Fits cart models R2, R6, R8, R10, R12. <b>MSRP \$1.00</b>
	<b>RLPB (Frame Lock Push Button)</b> Replacement frame lock push button. 1" (25mm) or 3/4" (20mm). Fits cart models R2, R6, R8, R10, R12. <b>MSRP \$4.95</b>
	<b>RH2, RH6, RH10 (Handles - Set of 2)</b> Perforated handles. Each handle comes with 2 pre-drilled holes. RH2 (for R2) front/rear - 25"/18" <b>MSRP \$29.95</b> , RH6 (for R6) - 24" <b>MSRP \$34.95</b> , RH10 (for R8, R10, R12) - 32" <b>MSRP \$39.95</b>
	<b>R6WHL/O (R2 Offset Soft Tread Wheels 6" by 1.5")</b> 6" x 1.5" R-Trac offset no-flat wheels combine advantages of pneumatic and solid wheels. 30% lighter than typical wheels with soft cushion ride, low rolling resistance, high-strength polymer hub, and no flat tires. Fits R2's with 16mm tube axel. <b>MSRP \$12.95</b>
	<b>RWNGBLT1 (3/8"), RWNGBLT2 (5/16") Wingbolt with Spring</b> 3/8" fits cart models R2, R6, R10, R12. 5/16" for shelf kits - fits all RocknRoller Multi-Cart® shelves. <b>MSRP \$4.95</b>

ACCESSORIES:

	<b>RRK1 (Multi-Cart® Extension Rack)</b> Instantly attaches/detaches to either end of Multi-Cart® increasing cubic cargo capacity by approximately 20%. Great for carrying odd shaped, hard-to-stack gear and saving that one extra trip to the car. Sturdy powder coated steel tube frame. Platform dimensions: LxWxD: 13.5" x 10" x 1.5". Weight: 4.4 lbs. Fits R6, R8, R10, R12. <b>MSRP \$49.95</b>
	<b>RSH2 (Multi-Cart® R2 Shelf Kit)</b> Detachable shelf transforms R2 into a mobile workstation. Carpeted 1/2 ply with steel tube support. 200 lb. capacity. Surface dim.: LxWxH (35.5" x 16" x .75"). Wt.: 8 lb. <b>MSRP \$54.99</b>
	<b>RSH6 (Multi-Cart® R6 Shelf Kit)</b> Detachable shelf quickly transforms R6 into a mobile workstation. Carpeted 1/2 ply with steel tube support. 200 lb. capacity. Surface dim.: LxWxH (39" x 16" x .75"). Wt.: 8 lb. <b>MSRP \$59.95</b>
	<b>RSH10 (Multi-Cart® R10 Shelf Kit)</b> Detachable shelf instantly converts RocknRoller into long (50" x 16") or short shelf (32" x 16") cart. Breaks down into 2 pieces for storage. Tough powder coated steel tube with carpet-covered 1/2" ply. Kit includes shelf, support tubes, and 4 wingbolts. Load cap.:150 lbs. Weight: 10 lbs. Fits models R8, R10, R12. <b>MSRP \$69.99</b>
	<b>RSHM2 (Multi-Cart® 2-Tier Media Shelf Kit)</b> 2-Tier media shelf kit includes main shelf (24" x 36" LxW) and upper shelf (10" x 36") Carpeted shelves fold for easy storage and transport. Fits models R6, R8, R10, R12. <b>MSRP \$99.95</b>
	<b>RSD2 (Multi-Cart® R2 Solid Deck)</b> One-piece carpeted 1/2" ply deck attaches/detaches instantly to prevent small items from falling through frame bed. LxW: 36" x 16". <b>MSRP \$54.99</b>
	<b>RSD6 (Multi-Cart® R6 Solid Deck)</b> One-piece carpeted 1/2" ply deck attaches/ detaches instantly to prevent small items from falling through frame bed. LxW: 39" x 16". <b>MSRP \$59.99</b>
	<b>RSD10 (Multi-Cart® R10 Solid Deck)</b> 2-piece carpeted plywood deck attaches/ detaches instantly to prevent small items from falling through frame bed. Can be used as long (18" x 50") or short (18" x 30") solid deck and stores small for easy transport. Fits R8, R10, R12. <b>MSRP \$69.99</b>
	<b>RLSH1 (Multi-Cart® Laptop Shelf)</b> Laptop Shelf clamps to cart handle in seconds. Carpeted 1/2" ply with steel tube support. Adjustable width clamps fit R2, R6, R8, R10, R12. LxWxH: 18" x 14" x 2". Wt.: 4 lbs. <b>MSRP \$39.95</b>
	<b>RBCB (Multi-Cart® Flex Straps - 4 Pack)</b> 3X stronger than traditional bungee cords. Extra wide design won't damage or dig into your cases. Large hooks coated with plastic won't mar or scratch. Black & yellow Multi-Cart® colors. Lengths: (3) 48" (1) 36". <b>MSRP \$29.95</b>
	<b>RCH1 (Cable/Headphone Hanger)</b> Cable or headphone hanger clamps anywhere on cart handle. Compatible with all RocknRoller carts. <b>MSRP \$39.99</b>
	<b>R2TAPE, R6TAPE, R10TAPE - Traction Tape</b> 530mm non-skid traction tape. Available for all cart models. <b>MSRP \$2.00</b>